

**PLANTATION WALKING HORSE ASSOCIATION OF CALIFORNIA
(PWAH)
RULE BOOK
Adopted 2005
Updated January 2008**

**PWAH RULES WILL PREVAIL AT ALL PWAH SANCTIONED SHOWS
UNLESS STATED OTHERWISE IN THE PREMIUM**

RULE 1

General and Show Management Guidelines

SECTION 1. GENERAL

- A. Horses participating in Performance, Pleasure, and Trail Pleasure must be registered with the Tennessee Walking Horse Breeders & Exhibitors Association, Canadian Walking Horse Registry or International Pleasure Walking Horse Registry (IPWHR). The horse(s) must be entered under their full registered name, and owners must provide a copy their papers (both sides), or have the papers previously on file with their entry. The Country Pleasure division, which is open to gaited horses of any breed, does not require registration papers.
- B. Copies of only the front side of registration papers are required when leasing and/or in the process of purchasing a Tennessee Walking Horse, along with a statement from the registered owner verifying the lease or purchase. When the sale is final, a copy of the backside of the papers must be promptly submitted to PWAH.
- C. This association will function in full compliance with the Horse Protection Act and the Strategic Plan.
- D. All horses' manes and tails must be natural. Horses may not be shown with a tail brace, switch or humane tail, shoe bands, boots or any kind of action device. **NO ACTION DEVICES ARE PERMITTED ON SHOW GROUNDS.** This includes weighted bell boots or bell boots with weights. Although an injury at the show may require that a horse's leg be wrapped in plastic, a veterinarian's certificate will be required for the horse to remain on the show grounds and a horse that is wrapped in plastic may not be exhibited for the duration of the show.
- E. All substances are prohibited on the extremities, above the hoof but below the fetlock, of any horse being shown or exhibited.
- F. A horse shall be considered one year old on January 1 following its foaling date and age one year each succeeding January 1 (exception - all horses foaled in October, November, and December may compete in the same age classification with foals born the following year).
- G. Horses foaled after October 1, 1985, with any bilateral scarring, callous or granulated tissue on the pastern or coronet areas indicative of the practice of soring must be excused by the Judges or D.Q.P. from class entered.
- H. All Judges, D.Q.P.s, show officials, owners, trainers, exhibitors, their agents and employees shall at all times conduct themselves as ladies and gentlemen, and in a sportsmanlike manner.

- I. The age of exhibitors for horse show purposes shall be the individual's age on January 1 and shall be maintained throughout the entire year.
- J. An official lease of a horse shall be construed as a bona fide ownership except in amateur/owner classes.

SECTION II. DUTIES OF SHOW OFFICIALS

- A. The term "Show Management" refers to the personnel representing the organization sponsoring the activities of the "Show." It is the duty of that personnel to:
 - 1) Employ a Judge, and provide the Judge with contract, current rulebook, and show premium.
 - 2) Employ a D.Q.P.
 - 3) Provide an appropriate facility to accommodate the show, including a designated area set aside for inspection of horses by D.Q.P.s and the USDA.
 - 4) Insure that all rules and regulations stated in the rulebook are followed.
 - 5) Provide a veterinarian or have one on call for the show grounds.
 - 6) Cooperate in whatever way requested by the USDA.
 - 7) Take whatever steps necessary to insure the safety of the officials of the show.
 - 8) Keep all exhibitors informed of all changes in the printed program.
 - 9) In the event that Show Management does not desire post entries, it will be so stated in the premium. If post entries are accepted, they will only be accepted prior to the starting of the class.
- B. The Show Management reserves the right to refuse the entry of any exhibitor who has demonstrated unsportsmanlike behavior at a current show or conducts himself in a manner which brings discredit to the Show, its Management or Officials or has an outstanding debt to PWHA.

Show Management or any member of the PWHA Board of Directors reserves the right to excuse from the show grounds any exhibitor, trainer or guest who is using excessive force or abuse directed toward or inflicted on any animal on the premises. It is the responsibility of Show Management or PWHA Board Members to determine what is excessive force or abuse. The safety of the animals, exhibitors and spectators will be taken into consideration when making this decision. All decisions made by show management or PWHA Board Members will be final.

SECTION III. DUTIES OF THE SHOW SECRETARY

- A. The Secretary shall insure that all entry sheets are:
 - 1) Complete.
 - 2) Signed by the owner, trainer, parents and/or guardian.
 - 3) All fees are paid.

B. The Secretary will furnish the D.Q.P.

- 1) Class sheets listing the horses to be inspected for each class.
- 2) A copy of the premium and the printed program.

C. The Secretary will provide the Judge with a class card for each class.

D. The Secretary will provide each exhibitor with a number that corresponds with the horse that is being entered.

E. The Secretary will be responsible for all matters pertaining to the entries.

F. The Secretary will notify all exhibitors of the cancellation of classes and changes in the program at the earliest possible moment.

RULE II

Definitions

SECTION I. EXHIBITORS

A. Any person who enters any horse, any person who allows or directs any horse he/she owns or has custody of or is under his/her direction to be entered in any horse show or exhibition.

B. Any person, who exhibits or shows any horse he/she owns, has custody of or under the direction or control of to be shown or exhibited in any horse show or exhibition.

SECTION II. TRAINERS

A. Any adult or adults who have responsibility for the care, training, custody or performance of a horse. The person responsible for the horse or his representative must sign the entry blank.

B. Trainers are responsible for a horse's condition and to know all the rules and regulations of PWHA.

C. The trainer and owner acknowledge that the trainer represents the owner regarding the horse in all aspects of exhibiting or caring for said horse at the show.

SECTION III. FAMILY

A. For horse show purposes, the term "immediate family" shall include the following: husband, wife, parent, stepparent, child, stepchild, brother, sister, half-brother, and half-sister, in-laws of the same relations stated herein, and grandparents.

RULE III

Amateur and Professional Status

SECTION I. PROFESSIONAL

- A. Definition of a professional - a person becomes a professional for horse show purposes if he/she engages in any of the following after his/her 18th birthday accepts remuneration for exercising, riding, driving, showing in halter, training, schooling or conducting clinics or seminars.
- B. Relatives of a professional - any member of a trainer's immediate family specifically including his and/or her spouse, who has reached his or her 18th birthday and is no longer a full time student and resides in the same domicile as the trainer shall be considered a professional if he or she shows a customer's horse.
- C. Any person who has been a professional and desires to be reclassified as an amateur on the grounds that he/she no longer engages in professional activities must notify the PWHA in writing. One year after the receipt of said notice, the person may submit to the PWHA an amateur application supported and accompanied by three (3) or more notarized letters from PWHA members outlining the applicant's activities of the previous year and testifying that the applicant has not engaged during the previous year in any activities which would make him/her a professional. The burden of providing amateur status is on the applicant.

SECTION II. AMATEUR

- A. A person is an amateur for all competitions conducted under PWHA Rules who after his/her 18th birthday (the age shall be reckoned as of January 1st following the actual date of birth) has not engaged in any of the following activities which would make them a professional:
 - 1) Accepts remuneration for riding, driving, showing in halter, training, schooling or conducting clinics or seminars.
 - 2) Accepts remuneration for giving instructions in equitation or horse training (persons acting as counselors at summer camps who are hired in the exclusive capacity of riding instructors, are excluded).
 - 3) Accepts remuneration for employment in other capacity (i.e., drives, shows in halter, in horse shows, trains or schools horses, and gives instructions when his/her employer or a member of the family owns, boards, or trains said horses).
 - 4) Accepts prize money in equitation or showmanship classes.
 - 5) Rides, drives or shows in halter, in horse shows, any horse for which they or any member of their family accepts remuneration for boarding or training.
- B. The following activities do not affect the amateur status of a person who is otherwise qualified:
 - 1) The writing of books or articles pertaining to horses.
 - 2) Accepting remuneration for officiating as a Judge, Steward, Technical Delegate, D.Q.P., or course designer.
 - 3) Accepting remuneration without profit.
 - 4) Accepting a small token of appreciation, other than money, for riding, driving or showing in halter. (NOTE: horse boarding, prize money, partial support, or an object of more than \$300.00 value, are considered to be remuneration).

- 5) Having the occupation of veterinarian, groom, farrier or owning a tack/feed store or breeding or boarding stable in itself does not affect the amateur status of a person otherwise qualified. Questions of whether a person is a professional or an amateur shall be determined by the Board of Directors of PWHA.

Any person as a professional who knowingly and falsely represents himself/herself to be an amateur in order to ride in Amateur Classes, and/or any person who violates the provisions of this Rule shall be subject to disciplinary action by the PWHA Board of Directors.

RULE IV

Shoeing Rules and Regulations

SECTION I. GENERAL

Horse may be shown barefoot or barefoot behind. When shoes are worn, the following must apply:

- A. Heel/toe measurement - the toe length must exceed the height of the heel by one (1) inch or more. The length of the toe shall be measured from the coronet band at the center of the front pastern along the front of the hoof wall to the ground, including the shoe. The heel shall be measured from the coronet band at the most lateral portion of the rear pastern at a 90 degree angle to the ground, including the shoe, but not including the normal caulks at the rear of the horseshoe that do not exceed 3/4 of an inch in length. That portion of caulk at the rear of a horseshoe in excess of 3/4 of an inch shall be added to the height of the heel in determining the heel-to-toe ratio.

See Figure 1:

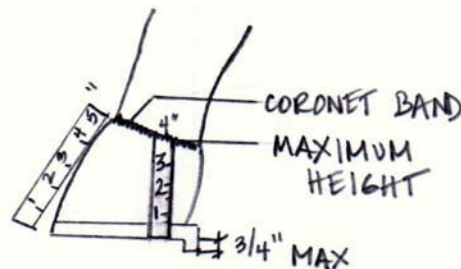


Figure 1

- B. Toe length - the toe length shall not exceed five (5) inches, including the measurement of the shoe. This measurement is obtained from the coronet band at the center of the front pastern along the front of the hoof wall to the ground, including the shoe.

See Figure 2:

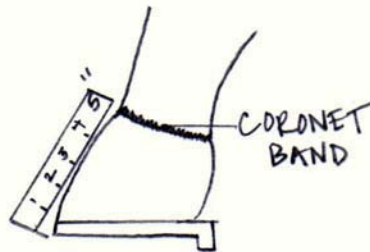


Figure 2

- C. Pads - the use of pads of any kind, including therapeutic rim pads, are prohibited.
- D. Acrylic/Bondo - the use of acrylic or other such material shall be restricted to hoof repair.
- E. Shoe extension - the shoe is not to extend more than 1/4 inch beyond the bulb of the heel when a perpendicular line is drawn from the bulb of the heel to the ground.
- F. Lubricant - the use of lubricants of any kind in the pastern area is prohibited.
- G. Action devices - the use of action devices, including weighted bell boots or bell boots with weights, and/or artificial appliances are prohibited; they are not allowed on the show grounds where PWHA rules prevail.
- H. Curly hair on legs is prohibited.
- I. Performance Horse: the shoe must be of one piece and must not exceed 3/8 inch in thickness and no wider than 3/4 inch with the exception of the caulk which must be no thicker than 3/4 inch and the turn-back shall not exceed one (1) inch in length. Borium is permitted on the caulks of the shoes but the thickness of the shoe and the caulk with the borium must not exceed 7/8 of an inch. THIS IS THE MAXIMUM SHOE SIZE ALLOWANCE FOR ALL FOUR FEET.
- J. Pleasure Horse: the shoe must be of one piece and must not exceed 3/8 inch in thickness and no wider than 3/4 inch with the exception of the caulk which must be no thicker than 3/4 inch and the turn-back shall not exceed one (1) inch in length. Borium is permitted on the caulks of the shoes but the thickness of the shoe and the caulk with the borium must not exceed 7/8 of an inch. THIS IS THE MAXIMUM SHOE SIZE ALLOWANCE FOR ALL FOUR FEET.
- K. Trail Pleasure: the shoe must be of one piece and must not exceed 3/8 inch and no wider than 3/4 inch. NO CAULKS, FRONT OR REAR, are allowed in the Trail Pleasure division. Horses found to have caulks will be disqualified from the class. THIS IS THE MAXIMUM SHOE SIZE ALLOWANCE FOR ALL FOUR FEET.
- L. Country Pleasure: the shoe must be of one piece and must not exceed 3/8 inch in thickness and no wider than 3/4 inch with the exception of the caulk which must be no thicker than 3/4 inch and the turn-back shall not exceed one (1) inch in length. Borium is permitted on the caulks of the shoes but the thickness of the shoe and the caulk with the borium must not exceed 7/8 of an inch. THIS IS THE MAXIMUM SHOE SIZE ALLOWANCE FOR ALL FOUR FEET.
- M. Hoof Bands and Clips - the use of hoof bands and welded clips are not permitted. Clips that are drawn from the shoe itself are permitted. No additional weight shall be allowed on or in the hoof other than the shoe and nails.

RULE V
Equipment For Rider And Horses For Show Purposes

SECTION I. GENERAL

A. Riders/Handlers Attire - the riders, drivers and handlers shall be correctly attired for the classes in which they compete. The Show Management may, at its discretion, bar any entry or person from entering the ring if not suitable presented to appear before an audience. Correct attire for Walking Horse presentation is as follows:

1) ENGLISH CLASSES

- a) Saddle Seat Riding Habit shall consist of a coat, pants w/tie downs (underpasses under boots), shirt w/collar, tie. Formal Attire (after 6 p.m. or in a Championship class): Top hat, tuxedo, cummerbund, contrasting lapels (formal attire is not mandatory).
- b) English spurs (optional). If spurs are used, a crop is recommended.
- c) Polished shoes/boots
- d) Gloves (optional)
- e) Rider's hair must be neat and well groomed. **Exhibitors with long hair should have it styled so the entry number may be easily seen.**
- f) Horse and/or stable advertising is not permitted on the horse rider, or handlers.
- g) Halter exhibitors must wear a collared shirt and tie. Hats are recommended but not required.
- h) In certain classes the correct tack and attire that is required for that class should be used.

2) WESTERN CLASSES

- a) Western style hat.
- b) Long sleeved Western style top and appropriate neckwear.
- c) Western style long pants; no light blue denim jeans worn without chaps.
- d) Boots with heel.
- e) Chaps, western spurs, coats, vests, jackets and gloves are optional.

B) Horses - All entries shall be clean, neatly trimmed, in good flesh and present a healthy appearance and be outfitted with appropriate tack as follows:

1) ENGLISH CLASSES

- a) English saddle; flat or dressage.
- b) Standard English show bridle and bit. Any standard English bit or snaffle bit may be used. **SEVERE BITS ARE DISCOURAGED.** Bits with shanks in excess of eight (8) inches are prohibited. Gag bits with no shanks are prohibited. Shanks are measured from the very top of the metal to the very bottom of the metal not including the rings to which the cheeks are attached. See Figure 3:




Figure 3

- c) Whips or crops not exceeding one meter (3'3") are permitted. Whips up to 6' are permitted in a class where the horse is driven.
- d) Set tail braces, hoof bands, boots or action devices of any kind are prohibited.

2) WESTERN CLASSES

- a) Western style saddle must be used. Silver mounted equipment may be used but shall not be given preference over good working equipment.
- b) Western style bridle.
- c) Reins may be either split or romal. Riata and hobbles are optional with romal reins and split reins. They are not a requirement.
- d) Mechanical hackamores, draw reins, tie downs, running or other type of martingales, cavesons, nose bands, crops, bats, and whips are prohibited.
- e) Bits: Any standard western bit having a shank with a maximum length of eight and a half 8 ½ inches. The mouthpiece will consist of a metal bar 3/8" to 3/4" in diameter varying from straight bar to a curb. Jointed mouthpieces are permitted. Walking Horse bits, swivel ports, flat polo, full spade and spoon bits are prohibited. See Figure 4:

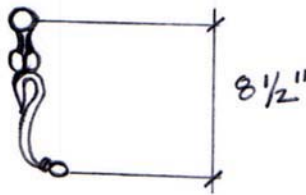


Figure 4

- f) Junior horses 5 years and under, may be shown in western classes in a western snaffle and rider may use two hands.

RULE VI Class Definitions

SECTION I. OPEN CLASSES

- A. An open class is one that is open to horses of any age or sex and in which there are no limiting qualifications for the rider.

SECTION II. LOCAL CLASSES

- A. A local class may be restricted to members of the Organization and will be so stated in the premium.
- B. Classes which restrict entries by state such as "Cal Bred":
 - 1) The sire and dam must be residents of California at the time of breeding. "Resident" shall be defined to mean one whose home is in California and who lives there no less than nine months a year.

- 2) The dam must be bred in and deliver the foal in California.
- 3) Any foal who does not meet this criteria will not be eligible for the California-Bred division, but will be eligible for the Non-California Bred division.
- 4) This definition does not preclude artificial insemination or embryo transfer so long as the actual dam, sire, and foal meet the above requirements. If there is an embryo transfer, the surrogate mare must be implanted by a stallion meeting the “Cal-Bred” requirements and the foal must also be delivered in California.

SECTION III. AGE CLASSES

- C. JUNIOR - for horse show purposes, a junior is anyone who on January 1st of the show year has not reached his/her 18th birthday. An exhibitor who is seventeen (17) on January 1st will be considered eligible for junior classes for the following show year.
- D. HORSES - for show purposes, a horse shall be considered one year older the first day of January following its foaling dates. Exception: horses foaled in October, November, and December are eligible for classes along with foals born the following year.
- C. JUNIOR HORSE - for show purposes, a junior horse shall be five (5) years and under. Horse may be ridden with a snaffle in English or Western and may be ridden two handed by the rider.

SECTION IV. OWNER’S CLASSES

- A. An owner’s class is one in which every horse entered is being shown by its owner or immediate family.
- B. Amateur Owned and Trained (A.O.T.) – horses must not have been under the guidance of a trainer for ninety (90) days prior to the show and must be owned by the exhibitor or member of his immediate family.
- C. Amateur Owner to Ride (A.O.T.R.) - horse must be ridden by its owner or immediate family member.

SECTION VI. QUALIFYING CLASSES

Any entry shall be qualified for a championship class if in an appropriate qualifying class:

- A. The entry has performed the required gaits both directions of the ring and has remained in the ring until excused by the judge.
- B. The entrant has completed the class.

SECTION III. LIMIT HORSE OR RIDER

- A. A limit horse is a horse that has not won more than six (6) blue ribbons in any performance class of 2 or more horses.
- B. A limit rider is a rider who has not won more than six (6) blue ribbons in any performance class of 2 or more horses.

C. Eligibility of a limit entry is established as of the date of the closing of entries.

SECTION IV. CHAMPIONSHIP CLASSES

- A. The Show Committee must designate all qualifying classes and any and all winners in qualifying classes may compete in the Championship Class provided it is stated in the premium. **FAILING TO COMPLY SHALL MEAN FORFEITURE OF ALL WINNINGS IN QUALIFYING CLASS.**
- B. To be eligible for a Championship Class, a horse must have been properly entered, shown and judged in an appropriate qualifying class.
- C. To be “shown and judged” the entry must have performed the required gaits both directions of the ring and must remain in the ring up to the point of being excused by the Judge.

RULE VII

Judging Criteria

SECTION I. RESPONSIBILITIES OF A JUDGE

- A. A Judge is obligated to adjudicate each class in conformity with the rules and specifications as they appear in the PWHA rule book. The Judge is expected to have a thorough knowledge of the rules of PWHA, and be proficient in judging each class.
- B. An officiating Judge is to arrive on the show grounds no more than thirty (30) minutes prior to the first class.
- C. A Judge, by accepting an invitation to officiate the show, assumes responsibility of excusing any and all horses in the ring that are suspected of being in violation of the Horse Protection Act and PWHA rules.
- D. A Judge shall not inspect or discuss any horse entered in the show before the show unless so directed by Show Management.
- E. Telephone calls from trainers, owners, exhibitors, etc., shall be reported to the Show Committee/Show Management. The Show Committee/Show Management may make charges and require person(s) to appear before the Show Committee.
- F. Exhibitors initiating conversation with the Judge before, or during the show, will not be tolerated. The Judge shall report these violations to the Show Committee/Show Management.
- G. The Judge must assume responsibility to report any and all violations to the Show Management and PWHA.
- H. All Judges must conduct themselves in a manner reflecting credit upon the horse show, PWHA, and the Tennessee Walking Horse.

- I. In classes where a horse is shown under saddle, the horse must perform the required gaits in order to be judged in overall conformation, performance, and presentation, when traveling both directions of the ring. A horse must perform the gaits of flat walk, running walk, and canter/lope (if required) when shown under saddle.

SECTION II. REGULATIONS GOVERNING A JUDGE

- A. A Judge shall not be an exhibitor, rider, or in any way connected with the show at which one is officiating.
- B. A Judge shall not adjudicate in any show where any member of their immediate family or any horse they own or may own the above trains.
- C. A Judge, or his/her immediate family, shall not be a house guest of any person who intends to exhibit at the show the Judge is officiating.
- D. No horse may be shown before a Judge which was owned, trained, boarded or shown by said Judge three (30 months prior to the show).
- E. No one may show before a Judge who has given or received remuneration for boarding, leasing, training, schooling, etc., for three (3) months prior to the show (stud fees excluded).
- F. No rider may compete in an Equitation Class before a Judge that received training, instruction, tutoring, or has had any financial transactions in connection with the sale, lease, or boarding of a horse three (3) months prior to the show. Sales or purchases at public auction are excluded.
- G. Any remuneration or expenses paid to a Judge for officiating at a show shall not affect his amateur status for show purposes.

SECTION III. GENERAL

- A. Bits with a shank in excess of eight (8) inches are prohibited in English classes. Bits with a shank in excess of eight and a half (8 ½) inches are prohibited in Western classes. Gag bits with no shanks are prohibited.
- B. When horse is in a parked position, the rider shall be allowed to take one step forward prior to backing the horse.
- C. All classes will be open unless specified as amateur only on show premium.
- D. No Junior Exhibitor is allowed to show or exhibit a stallion of any age in any class, including weanlings and yearlings in-hand.
- E. No cross chain cavesson are permitted.
- F. (A) All horses enter the ring at a flat walk counterclockwise and shall continue until gate is closed at which time the Judge will call for the performance gaits in the following order: In a 2 gait class the following shall be called: flat walk, running walk, flat walk, when the horses are reversed, they shall perform the following gaits: flat walk, running walk, flat walk. In a 3 gait

class the following shall be called; flat walk, running walk, flat walk and canter, when the horses are reversed, they shall perform the following gaits: flat walk, running walk, flat walk and canter. (B) Country Pleasure horses shall enter at a working walk, or a walk on a loose rein. These horses may be dropped to a working walk from any gait.

G. Horses shall be worked in both directions of the ring at the required gaits sufficiently for all horses to have performed before the Judge. Horses must perform all required gaits. A horse that has not performed the required gaits consistently around the arena when called for shall not be placed over a horse that has performed all gaits.

H. In Championship Classes, horses may be stripped at the discretion of the Judge or Show Management to check conformation.

I. Falls:

- 1) A rider is considered to have fallen when he/she is separated from the horse in such a way as to necessitate remounting into the saddle.
- 2) A horse is considered to have fallen when the shoulder and haunch on the same side touch the ground.
- 3) The fall of a horse/rider shall disqualify the entry.
- 4) Horses being unruly, rearing up, balking or running off must be excused.

J. Time-outs:

The rider desiring a time-out will ride to the center of the ring, remain mounted and request a time-out from the Ring Steward. The Judge will ascertain the reason for the time-out and either grant or deny the request. If not granted, entry will be ordered back to the rail or will be excused from the ring.

SECTION IV. JUDGING PROCEDURES

A. CONFIRMATION. In general, the Tennessee Walking Horse should have an intelligent looking and neat head, well-shaped, pointed ears, clear, alert eyes and a tapered muzzle. The horse should have a long and graceful neck; shoulders should be sloping and muscular. The back should be short with good coupling at the loins. The chest should be wide and of good proportion. The body should be well ribbed and deep at the girth. The croup should generally slope with the hips well muscled. This muscular development extends down toward the hock; legs should be flat and cordy.

B. GAITS

- 1) FLAT WALK - The flat walk is a bold, distinct, ground covering four cornered gait that must be even and four beat. Each foot must strike the ground independently with the forelegs moving straight in an elevated arc accompanied by a pronounced vertical head shake. The footfall sequence must be left hind, left front, right hind, and right front. The horse should appear to pull with his front legs and drive from his rear legs. The rear legs should track straight and follow through close to the ground overstriding the front track comfortably and effortlessly. The action of the back foot stepping over the front track is known as overstride and is to be preferred over simple tracking up. Horses displaying lameness, hesitation, unevenness, stiff-leggedness, or twisting of the hocks must be eliminated. A walking horse should shake its head in rhythm with the cadence of its feet. This head shake, which should be down to up, along with the overstride, are important factors to be considered when tying classes of walking horses.

- 2) RUNNING WALK - The running walk should be in the same general motion as the flat walk with a distinct difference in speed. The speed must not come as the sacrifice of form, and therefore speed should never be tied over form. Twisting at the hocks and/or stiff-legged rear legs are deviations of the true running walk and should be penalized. Any appearance of laboring at this gait should be penalized. The horse's head should continue to shake while executing the running walk. Some examples of the breed may also appear to flop their ears or to click their teeth in rhythm with the gait. These peculiarities should not be penalized unless it appears that they are derived from either discomfort or improper biting.
- 3) CANTER - the canter should be smooth, straight and collected on both leads, not walking behind, but cantering on both ends with a 3-beat, rolling "rocking chair" motion. Pumping of the reins must be severely penalized. A horse must canter on the correct lead for the direction he is going without cross-cantering. Unruly, out of control canter horse must be excused.
- 4) GENERAL - the horse should move freely at each gait and proceed in a smooth, fluid, rhythmic manner. At all of these gaits the horse should be flexed at the poll with the muzzle slightly tucked, but not vertical or over bent. Stiff front and/or rear leg motion, stumbling, buckling knees, lack of rhythmic timing or favoring of any leg, excessive bumping or pumping of the horse or any tendency to pace, slick pace, foxtrot, rack or other deviation from the true walk are not acceptable in a Tennessee Walking Horse class. The preceding mannerisms are not considered in good form and should be penalized.
- 5) PRESENTATION - all entries should be presented clean, neatly trimmed and in good flesh to present a healthy appearance. Each entry should be presented in appropriate clean tack for the class entered. The exhibitor of each entry should also be neat in appearance and appropriately attired with proper fitting habits, conducting themselves as ladies and gentlemen in a sportsmanlike manner at all times. All classes shall be judged on overall performance, presentation and conformation except Model Halter which shall be judged on presentation and conformation alone.

SECTION III. DESCRIPTION OF CLASSES

NOTE: CROSS ENTERING IS PROHIBITED

PLANTATION PERFORMANCE HORSE – to be shown at the required gaits.

Horses are to be judged as the ultimate show horse displaying presence, brilliance, and animation while performing. Horses should display smooth, fluid, free-flowing, head shaking and ground covering gaits. The horse shall be very balanced front and rear and display discernable transitions from flat walk to running walk. The Performance Horse is the epitome of a natural show horse. Each horse should have an elevated headset and exhibit the utmost in style and/or front end action breaking near or at the 90 degree mark (level) while doing a true 4 beat walking horse gait. The Performance Horse's canter should be light and airy with a graceful rising motion. The canter must be under control at all times. Any bumping and/or pumping of the reins should be extremely penalized. Each horse must back readily on command. **(MAXIMUM shoe size for all four feet: 3/8" x 3/4" caulks allowed)**

WESTERN PERFORMANCE HORSE - to be shown at the required gaits.

Horses are to be judged as the ultimate show horse displaying presence, brilliance, and animation while performing. Horses should display smooth, fluid, free-flowing, head shaking and ground covering gaits. The horse shall be very balanced front and rear and display discernable transitions from flat walk to running walk. The Performance Horse is the epitome of a natural show horse. Each horse should have a western style, naturally elevated headset and exhibit the utmost in style and/or front end action breaking near or at the 90 degree mark (level) while doing a true 4 beat walking horse gait. The Performance Horse's canter should be light and airy with a graceful rising motion. The canter must be under control at all times. Any bumping and/or pumping of the reins should be extremely penalized. Each horse must back readily on command. Performance Horses may have classes specified for English tack and attire or for Western tack and attire but never for mixed tack and attire with performance for either as listed above.

(MAXIMUM shoe size for all four feet: 3/8" x 3/4", caulks allowed)

PLANTATION PLEASURE HORSE – to be shown at the required gaits.

This horse should epitomize the natural Plantation Walking Horse performing the true signature gaits of the breed. Horses are to be judged on their alert and willing attitude. Horses should display smooth, fluid, free flowing, head shaking, and ground covering gaits. The Pleasure horse should move with effortless rhythm and style but not be overly animated. Excessive animation in a Plantation Pleasure class is unacceptable. Horses should have a headset that is moderate, natural, and not overly elevated. The Pleasure horse's knee should break at or above the 45 degree mark. Manners, responsiveness, & manageability on a light rein are paramount and should be judged accordingly. The horse shall be very balanced front and rear and display easy and discernible transitions from flat walk to running walk. The canter should be light, airy, and collected and must be under control at all times. Any bumping or pumping of the reins should be extremely penalized. Each horse must back readily on command.

(MAXIMUM shoe size for all four feet: 3/8" x 3/4", caulks allowed)

WESTERN PLEASURE HORSE – to be shown at the required gaits. The Western horse works quietly, exhibiting an exceptionally smooth, comfortable ride. The horse should display an alert and willing attitude. Excessive animation is not desirable. The horse should be shown on a light loose rein and the head set should be natural. The rider's hands are in repose, arms are in a straight line with the body, the one holding the reins bent at elbow. Only one hand is to be used for reining and hands shall not be changed. The reining hand is to be around reins. When ends of split reins fall on near side, one finger between reins is permitted. When using romal or when ends of split reins are held in hand not used for reining, no finger between the reins is allowed. The position of the hand not being used for reining is optional but it should be kept free of the horse and equipment and held in a relaxed manner with the rider's body straight at all time. The rider can hold romal or end of split reins to keep them from swinging and to adjust the position of the reins, provided it is held at least 16 inches from the reining hand. The hand is to be above the horn and as near to it as possible. Bracing against the horn or coiled riata is to be penalized. Bumping and pumping of the reins must be severely penalized. The Judge must call for a halt on the rail to test for quietness. The horse must stand quietly and back readily. When asked to back, each horse will back sufficiently clear of the lineup to execute a 360-degree pivot, and return to its position in the lineup. From a halt, horses are to be reversed to the inside (away from the rail). Western attire and tack are required. Hobbles and riata are not mandatory, but may be used. Western Pleasure horses shall reflect the suitability of the TWH as a western working horse, working quietly as well as exhibiting other qualities suitable for ranch work. These horses may be asked to extend from the lope to a hand gallop in the 3 gait classes. Each horse must back readily on command.**(MAXIMUM shoe size for all four feet: 3/8" x 3/4", caulks allowed)**

PLANTATION TRAIL PLEASURE HORSE – to be shown at the required gaits.

Horses should perform the true walking horse gaits with effortlessness geared toward encouraging stamina and longevity on the trails, while exhibiting a cadenced head shake. Animation and action are not desirable, and horses should be judged on manners, responsiveness and manageability on a light rein. Horses must be relaxed and speed must not come at the sacrifice of form. Each horse shall be very balanced front and rear and display easy, discernible transitions from flat walk to running walk. The Trail Pleasure horse should have a natural head set according to its conformation. All horses must have a willing attitude suited for hours on the trail. The canter should be relaxed and effortless with control at all times. Any bumping or pumping of the reins should be severely penalized. Horses are required to stand quietly, and back readily. In the flat walk and running walk, the curl of the elevated front foot may not be above the fetlock area. **(MAXIMUM shoe size for all four feet: 3/8" x 3/4", NO CAULKS ALLOWED)**

WESTERN TRAIL PLEASURE HORSE – to be shown at the required gaits. The Western horse works quietly, exhibiting an exceptionally smooth, comfortable ride. The horse should display an alert and willing attitude. Excessive animation is not desirable. The horse should be shown on a light loose rein and the head set should be natural. The rider's hands are in repose, arms are in a straight line with the body, the one holding the reins bent at elbow. Only one hand is to be used for reining and hands shall not be changed. The reining hand is to be around reins. When ends of split reins fall on near side, one finger between reins is permitted. When using romal or when ends of split reins are held in hand not used for reining, no finger between the reins is allowed. The position of the hand not being used for reining is optional but it should be kept free of the horse and equipment and held in a relaxed manner with the rider's body straight at all time. The rider can hold romal or end of split reins to keep them from swinging and to adjust the position of the reins, provided it is held at least 16 inches from the reining hand. The hand is to be above the horn and as near to it as possible. Bracing against the horn or coiled riata is to be penalized. Bumping and pumping of the reins must be severely penalized. The Judge must call for a halt on the rail to test for quietness. The horse must stand quietly and back readily. When asked to back, each horse will back sufficiently clear of the lineup to execute a 360-degree pivot, and return to its position in the lineup. From a halt, horses are to be reversed to the inside (away from the rail). Western attire and tack are required. Hobbles and riata are not mandatory, but may be used. Western Trail Pleasure horses shall reflect the suitability of the TWH as a western working horse, working quietly as well as exhibiting other qualities suitable for ranch work. These horses may be asked to extend from the lope to a hand gallop in the 3 gait classes. Each horse must back readily on command. **(MAXIMUM shoe size for all four feet: 3/8" x 3/4", NO CAULKS ALLOWED)**

COUNTRY PLEASURE HORSE – to be shown at the required gaits. Open to gaited horses of any breed. No registration papers required. Horses must transition from the walk or the working walk to the intermediate gait (middle gait) with an obvious change of speed REQUIRED. An intermediate gait (middle gait) is a gait ranging from a flat walk, a paso llano, a stepping pace to a fox trot. Any tendency to hard pace or hard trot must be severely penalized. The intermediate gait is always faster than the walk. The Country Pleasure horse is the epitome of pleasure and comfort. These horses must appear comfortable, well mannered, easy to ride, and consistent on a light rein. Horses must stand quietly and back readily when asked. Any unfinished, poor acting horse(s) should not be placed in front of other horses that have the required elements of a Country Pleasure horse. The canter should be collected, graceful and display absolute effortlessness for the horse and rider. **(MAXIMUM shoe size on all four feet: 3/8" x 3/4", caulks allowed)**

WESTERN COUNTRY PLEASURE HORSE – to be shown at the required gaits. The Western horse works quietly, exhibiting an exceptionally smooth, comfortable ride. The horse should display an alert and willing attitude. Excessive animation is not desirable. The horse should be shown on a light loose rein and the head set should be natural. Horses must transition from the walk or the working walk to the intermediate gait (middle gait) with an obvious change of speed **REQUIRED**. An intermediate gait (middle gait) is a gait ranging from a flat walk, a paso llano, a stepping pace to a fox trot. Any tendency to hard pace or hard trot must be severely penalized. The intermediate gait is always faster than the walk. The rider's hands are in repose, arms are in a straight line with the body, the one holding the reins bent at elbow. Only one hand is to be used for reining and hands shall not be changed. The reining hand is to be around reins. When ends of split reins fall on near side, one finger between reins is permitted. When using romal or when ends of split reins are held in hand not used for reining, no finger between the reins is allowed. The position of the hand not being used for reining is optional but it should be kept free of the horse and equipment and held in a relaxed manner with the rider's body straight at all time. The rider can hold romal or end of split reins to keep them from swinging and to adjust the position of the reins, provided it is held at least 16 inches from the reining hand. The hand is to be above the horn and as near to it as possible. Bracing against the horn or coiled riata is to be penalized. Bumping and pumping of the reins must be severely penalized. The Judge must call for a halt on the rail to test for quietness. The horse must stand quietly and back readily. When asked to back, each horse will back sufficiently clear of the lineup to execute a 360-degree pivot, and return to its position in the lineup. From a halt, horses are to be reversed to the inside (away from the rail). Western attire and tack are required. Hobbles and riata are not mandatory, but may be used. Country Pleasure horses shall reflect the suitability of the TWH as a western working horse, working quietly as well as exhibiting other qualities suitable for ranch work. These horses may be asked to extend from the lope to a hand gallop in the 3 gait classes. Each horse must back readily on command.
(MAXIMUM shoe size for all four feet: 3/8" x 3/4", caulks allowed)

VERSATILITY CLASSES and EQUITATION CLASSES - all versatility and equitation classes will be judged in accordance with the TWHBEA Versatility Program rulebook, or the IJA Rulebook. These classes include, but are not limited to Barrel Racing, Basic Reining, Pleasure Driving, Pole Bending, TWH Over Fences, Trail Obstacles, Versatility Driving, Water Glass, Western Riding, Dressage, Extreme Rail, Showmanship, and Natural Horsemanship.

JUNIOR HORSE - Five and under may be ridden with a Western snaffle (loose ring or offset D) in a western class and may be ridden two handed by the rider.

H. MODEL HALTER

- 1) Model entries are to be judged on presentation and conformation only. Performance and way of going are not to be considered.
- 2) Horses should be shown in a halter or an English or Western show bridle.
- 3) Horse shall be led into the ring and parked for inspection by the Judge. The horse must stand quietly on all four feet.
- 4) Unsoundness and/or transmittable faults or weaknesses must be penalized strongly.
- 5) Unruly horses shall be excused from the ring.

I. PERFORMANCE / BREEDING HALTER

- 1) Entries should exemplify the ultimate in conformation and way of going. Horses should be of good flesh, immaculately groomed and project a healthy appearance. Transmittable weaknesses shall be considered faults and will be strongly penalized.
- 2) The class shall be judged on overall performance, conformation and presentation.
- 3) In their way of moving, the Walking Horse should reflect a natural looseness with free-moving shoulders and ample overstride. Strong emphasis should be placed on natural ability and those characteristics that are passed on through breeding. Pacing and trotting are to be penalized.
- 4) Entries shall be led into the ring in a counterclockwise direction at a walk. They should then be reversed and walked and then lined up.
- 5) In the lineup, the horses should stand erect in a parked position with ears forward. Entries should be alert to whatever is going on. Unruly horses shall be excused from the ring.
- 6) Any exhibitor who in the opinion of the Judge abuses the entry with a whip or any other instrument shall be excused from the ring.
- 7) Whips not exceeding one (1) meter (3'3") are permitted.
- 8) Excessive use of whips shall be penalized.
- 9) If, in the opinion of the Judge, any entry poses a treat to other exhibitors, or by its behavior offers an obstacle to other exhibitors, it should be excused from the competition.
- 10) Weanlings and yearlings shall be shown in a show halter only and must be shown barefoot.
- 11) Two year olds and over may be shown in a show bridle or halter.
- 12) Ribbons are required.

J. GET OF SIRE

- 1) To be judged in accordance with Article F- Performance/Breeding Halter.
- 2) Three animals to be shown sired by same stallion.

J. PRODUCE OF DAM

- 1) To be judged in accordance with Article F - Performance/Breeding Halter.
- 2) Two animals to be shown foaled by the same mare.
- 3) Mare not to be shown unless suckling foal at side.

K. ANTEBELLUM: 1860-1865

- 1) Habits: Habits must be appropriate for the era. The skirt should be at least 3 yards in width and long enough to NEVER show the lady's boots. Fabric of the skirt should be heavy enough or lined and weighted to not blow out. Fabrics used were usually velvet, broadcloth, or wool. Blacks, grays, tans, blues, greens and mauves were the most common colors of habits. The town ladies would wear brighter colors for riding in the park.
- 2) Tea dresses, ball gowns, off the shoulder or "saloon lady" look is inappropriate and should be penalized. Western style attire is nor acceptable. The ladies of the west riding sidesaddle, wore eastern clothing and rode English saddles

- 3) Rider should project elegant stillness, No excessive flapping of lace, ruffles, dangling jewelry, or veils should distract from the elegant stillness of the lady
- 4) Skirts NEVER drape over the horses back.
- 5) Hair should be styled up and contained in a net if necessary.
- 6) Breeches: Breeches, patterned after men's riding attire, were worn under the habit skirt. They were made of soft muslin, or other soft fabric. Frequently fabric matching the habit skirt was used on the lower part of the breeches should a gust of wind compromise a lady's modesty. Lacy pantaloons and petticoats were not worn; sometimes plain cotton, flannel or quilted petticoats were worn for warmth.
- 7) Boots: Boots should be of the Wellington type suitable for riding. No button up, high heeled "granny boots" are acceptable.
- 8) Gloves: Gloves must always be worn. Black and tan are acceptable. Gauntlet gloves were frequently worn to keep the sleeves cleaner.

JUDGE MAY ASK PERMISSION OF RIDER TO CHECK
CORRECTNESS OF UNDERPININGS.

L. WESTERN SIDESADDLE (Open non-costume)

Regular sidesaddle attire with addition of matching or coordinating apron, worn over pants. Apron should be 2-6 inches above the ankle of the left boot and hang level. Pants should match apron in color. The pants may be tucked into boots or worn outside boots neatly, with pant lip used. A western sidesaddle, bridle and bit are required.

M. ENGLISH SIDESADDLE (Open non-costume)

Regular saddleseat styled coat, shirt, tie, hat and gloves as in an English Class. Matching or coordinating apron is worn over matching breeches. Apron should be 2-4 inches above the ankle of left foot and hang level. Breeches and high boots are preferred. An English sidesaddle, bridle and bit are required.

N. COLOR HORSE

Color Horse classes will be offered to those horses that are eligible for a colored horse registry. The colors are: Spotted blanket representing the Appaloosa horse coat pattern, Pinto (Overo, Tobiano, Tovero, and Sabino), Palomino, Buckskin, Dun, Red Dun, Grulla, Cremello, Perlino, True White (pink skin), Champagne, Tiger, Brindle, Crème. Horses not considered for color horse registries and therefore not eligible for our Color Horse classes are: chestnut, sorrel. Bay, black, roan, gray, and brown.

O. EQUITATION

In the equitation class, the rider, as opposed to the horse, is judged. The junior classes are open to riders 17 years of age and under in keeping with the requirements outlined in Rule VII Judging Criteria. There may be additional classes added based on specifications by Show Management. Suggested classes are: 1. English Equitation and 2. Western Equitation. **Note: The awarding of prize money in these classes is prohibited.**

PROTEST, CHARGES AND HEARINGS

SECTION I. PROTEST

- A. A protest may be made to the Show Committee for any violation of these rules. A form may be obtained from the Show Committee on the show grounds. The completed Protest shall have the following:
- 1) Clear description of the offense and cite the rule (s) allegedly violated.
 - 2) Signature of the person making the Protest.
 - 3) First and last name and address of the accused.
 - 4) Must be received by the Show Chairman within 24 hours of the ending of the show.
 - 5) Be accompanied by a deposit of \$50.00, which will be refunded only if the Arbitration Committee upholds the Protest.
 - 6) Contain a clear description of the violation. Cite the rule.

SECTION II. HEARINGS

- A. The President of PWHA will appoint an Arbitration Committee annually to handle Protests. This committee will be made up as follows: (2) members from the general membership, (3) current board members, one of these board members will be the Vice President who will chair the committee.
- B. The following action will be cause for immediate attention from this Association's Arbitration Committee:
- 1) Any participant, who has been expelled, suspended or given a warning notice by any recognized horse organization.
 - 2) The actions of any person that are unfair and unreasonable and do irreparable harm to the principles, aims and purposes of the Association and that would be unacceptable to the public at large.
 - 3) Any drugging or abusive actions to animal and/or individuals.
 - 4) Abuse to exhibited animal that is in direct conflict with the rules and regulations as spelled out by USDA and/or the Horse Protection Act.
 - 5) Any infraction of the rules may result in expulsion, suspension or termination of membership from this Association and forfeiture of ALL points and awards for the year.
 - 6) Verbal or physical abuse to anyone representing show management, D.Q.P.'s, Judges, employees or directors while functioning in any official capacity at or pertaining to a horse show, etc. will require an automatic appearance or suspension by the Arbitration Committee.
 - 7) These rules concerning violations and suspensions shall apply both to responsible person and the horse.

- C. Hearings will be held on all Protests and Charges by the committee within fifteen (15) days after notification in writing.
- D. Notice of Hearing will list the time, date and place to all interested parties along with a copy of the Protest or charge.
- E. Any person who initiates a Protest or Charge must be able to provide proof of violations with witnesses and provide personal testimony.
- F. The Show Committee must act on all protests promptly and obtain all necessary information and evidence from witnesses, entry forms and other sources to either validate or deny the Protest. If Protest is sustained, the deposit shall be refunded. In all cases, the findings shall be reported to the committee.
- G. In the event the Show Committee cannot reach a decision in regard to a Protest against an individual, it must be referred to the Arbitration Committee.
- H. Any charge or protest against a show must refer to the Arbitration Committee.
- I. The Arbitration Committee shall hear evidence about Protests and Charges and render their decision and also determine and impose penalties, if any.

SECTION III. DECISIONS NOT SUBJECT TO PROTEST

- A. The soundness of a horse when checked by a veterinarian, D.Q.P. and/or Judge is not subject to Protest.
- B. The Judge's decision regarding his preference is not subject to Protest unless it is alleged to be in violation of the Rules.


SECTION IV. PROVISIONS

Any violation of the Rules may be cause for an entry being disqualified for the balance of the show and forfeiture of all entry fees and winnings for the entire show.


RULE VIII

Points


PLEASE REFER TO THE ANNUAL P.W.H.A. HIGH POINT APPLICATION FOR CURRENT RULES AND REGULATIONS.




PLANTATION PARK



**PLANTATION
PERFORMANCE**



**PLANTATION
PLEASURE**



**PLANTATION
TRAIL PLEASURE**